

Sharing the  
**Art and Craft of  
 Blacksmithing**  
 in Michigan

[www.miblacksmith.org](http://www.miblacksmith.org)

**Michigan  
 Artist  
 Blacksmith  
 Association**

**President -**  
 Ken Glowski  
 7840 Thornwood  
 Canton, MI 48187  
 734.459.1065  
 E-mail: [maba2012vp@gmail.com](mailto:maba2012vp@gmail.com)

**Vice President -**  
 Steve Alling  
 121 Pleasant St.  
 Romeo, MI 48065  
 586.752.7016  
 E-mail: [allingjan@yahoo.com](mailto:allingjan@yahoo.com)

**Treasurer -**  
 Kathleen Carr  
 3660 Pillon Road  
 Muskegon, MI 49445  
 231.766.3582  
 E-mail: [kathleen.carr2@comcast.net](mailto:kathleen.carr2@comcast.net)

**Secretary -**  
 Steven Spoerre  
 3979 62nd Street  
 Holland, MI 49423  
 616.392.1514  
 E-mail: [mabaeditors@gmail.com](mailto:mabaeditors@gmail.com)

**Editor -**  
 Carol Spoerre  
 3979 62nd Street  
 Holland, MI 49423  
 (616) 392-1514  
 E-mail: [mabaeditors@gmail.com](mailto:mabaeditors@gmail.com)

**Web Editor -**  
 Carol Spoerre

**Website -**  
[www.miblacksmith.org](http://www.miblacksmith.org)

**Questions?**  
 Please contact  
 an officer.



**MICHIGAN ARTIST BLACKSMITH  
 ASSOCIATION  
 LIABILITY RELEASE FORM**

I, the undersigned, realizing the potential hazards involved in the craft of blacksmithing will not hold the MICHIGAN ARTIST BLACKSMITH ASSOCIATION, its officers, demonstrator (s), or host(s) responsible in the event of any accident or injury incurred during an association function or at any time a sponsored activity concerning blacksmithing or metal working is occurring.

I am aware of the requirement to wear safety glasses during association demonstrations and will do so. I am also aware of the possibility of hearing damage due to the nature of the craft and accept the responsibility of taking the necessary steps to protect my hearing.

It will be my responsibility to inform any family member or guest that I may bring to a demonstration of potential dangers and advise them of all necessary precautions.

➔ **Your Signature is REQUIRED:**

\_\_\_\_\_

Date: \_\_\_\_\_ / \_\_\_\_\_ / \_\_\_\_\_  
**\*MABA requires a signed liability waiver to be included with your dues.**

**MEMBERSHIP APPLICATION**  
 New/Lapsed      Renewal (Due December)

Regular	\$25	\$20 x 1	2 or 3 years =
Family	\$30	\$25 x 1	2 or 3 years =
Senior(65+)	\$20	\$15 x 1	2 or 3 years =
Contributing	\$100	.....=	

**Please print:**

Name: \_\_\_\_\_

Spouse: \_\_\_\_\_ Family members: \_\_\_\_\_

Address: \_\_\_\_\_

City: \_\_\_\_\_

State: \_\_\_\_\_ Zip: \_\_\_\_\_ Phone: (\_\_\_\_) \_\_\_\_\_

E-mail: \_\_\_\_\_

Forging skill:     Beginner     Intermediate     Advanced

Smithing areas of interest \_\_\_\_\_

**Make checks/MO's payable to "MABA"**

Canadian applicants must have their bank certify & stamp the payment as US Funds

**Mail to:**  
 Kathleen Carr, MABA Treasurer  
 3660 Pillon Rd., Muskegon, MI 49445.

R/2014



**M.A.B.A. is organized exclusively for educational purposes.**

- ❖ To provide *instruction and information* for anyone interested in learning to smith.
- ❖ To *share the art of blacksmithing* with the general public.
- ❖ To *serve as a center of information* about blacksmiths in Michigan for architects, interior designers, and other interested groups.
- ❖ M.A.B.A. is an *affiliate of ABANA*, The Artist Blacksmith Association of North America. We are one of over 70 affiliates world wide.
- ❖ M.A.B.A. is a 501c3- not for profit educational group.

**Guests** are welcome to attend a demonstration, however we ask you give an officer your signed release form found on the reverse side.

**Safety glasses are REQUIRED.** Ear protection, closed-toe shoes and cotton clothing are recommended.

For information on demonstration dates please check [www.miblacksmith.org](http://www.miblacksmith.org) or call an officer. Also for more information on ABANA please check, [www.abana.org](http://www.abana.org).

## Membership

offers you monthly educational demonstrations at blacksmith shops around the state from October through May. These are conducted by experienced members interested in sharing their talents. Before and after the demonstrations there is plenty of time to talk with members who are always ready to share their interest and knowledge in blacksmithing.

During the summer months members enjoy demonstrating at reenactments, art fairs, crafts fairs and historic sites.

Members receive our newsletter, The Upsetter four to six times a year. Articles containing demonstration information, projects of varied skill level, tool projects, book reviews, information on association or member activities, safety items and a wide variety of articles from the ABANA affiliate newsletter exchange program.

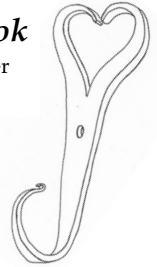
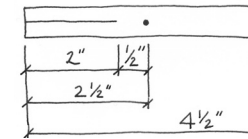
We have four business meetings throughout the year. The fourth meeting is held in December as an annual Christmas party, with a pot luck dinner, officer elections and our annual fund raising auction. The auction keeps our dues low and helps fund the newsletter.

M.A.B.A. has a tool loan program. When available, they contain a basic blacksmithing set-up with a coal forge, blower, anvil, hammers and tongs. The purpose is to help get you started so you can see how much fun blacksmithing is.

The association also offers 2 scholarships each year to help further your blacksmithing education. Recipients are asked to write an article for the newsletter, do a demonstration and donate an item for the auction.

## Beginners Project - Heart Hook

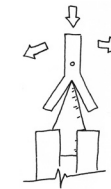
Text and drawings by MABA member Larry Carrigan, Shady Maple Forge




### Set-Up

3/16" x 1/2" stock 4-1/2" long.

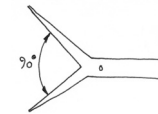
Saw or hot-cut slot. Drill a 3/16" diameter hole.



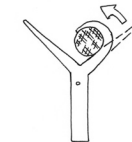
1) Open slot over cut-off hardy mounted in anvil. Tap on the end and move from side to side.



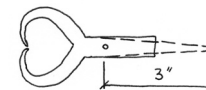
2) Draw out legs to approx. 3-1/4" (both the same)




3) Open legs



4) Form over a 3/4" diameter mandrel or the anvil horn.



5) Draw out the other end from the hole. Be careful not to hit and collapse the hole.



6) Roll the end with a small rat tail scroll.



7) Form hook around 3/4" diameter mandrel.



This is one possible way to save the project if the legs are different lengths when you finish drawing them out.



Scroll the legs the other way for a Ram's Horn Hook.